

Materials

I'll Do It Myself



Parent and Leader Guidebook: pages 63-66
Lion Adventure Book: page 13

- Make and use a “Lion bag” and hanger for personal Scouting gear.
- Make a personal care checklist.
- Practice tying shoelaces.

Materials

- Copies of King of the Jungle handout, one per adult
- Copy of Den Meeting Plan, one for leader(s)
- Name tags and Sharpie
- Cub Scouts Poster Set with Scout Law, Scout Oath and Den Code of Conduct (#621086 from Scout Shop)
- Blue tape or something to hang posters on wall



Optional

- Snack and water
- Activities for siblings (e.g., coloring books)

Gathering: Stackathon

- Simple household materials (e.g., blocks, cups, cardboard boxes, dominoes, cards)

Activity 1: Lion Bags

- Reusable grocery-type bag (one per Lion)
- Decorations (e.g., fabric, markers, stickers)
- Scissors

Activity 2: Personal Care Checklist

- Few extra copies of *Lion Adventure Book* page 13 (for those who forget book).

Activity 3: Tying Shoelaces

- One shoe with laces per Lion.
Note: many kids do not learn to tie their shoes until late 1st grade or early 2nd grade.

Activity Wrap Up

- Colored pencils, crayons or markers
- Few extra copies of *Lion Adventure Book* page 7 (for those who forget book).

Den Meeting Plan

I'll Do It Myself



Parent and Leader Guidebook: pages 63-66

Lion Adventure Book: page 13

- Make and use a “Lion bag” and hanger for personal Scouting gear.
- Make a personal care checklist.
- Practice tying shoelaces.

Gathering

- Stackathon

Opening

- Good conduct candle
- Scout Oath
- Sing “I Like Bananas, Coconuts, and Grapes”



Talk Time

- Den business
- Sharing time
- Talk about things Lions can do for themselves without being told (e.g., brushing teeth, putting toys away, feeding pet, putting clothes away, taking out trash).

Activities

- Activity 1: Lion Bags
- Activity 2: Personal Care Checklist
- Activity 3: Tying Shoelaces
- Activity Wrap-up: *Lion Adventure Book*, page 13

Closing

- Scout Law
- Grand Roar: “Do Your Best!”

I'll Do It Myself Adventure




Bananas, Coconuts and Grapes

Tune: Battle Hymn of the Republic

I like bananas, coconuts, and grapes,
I like bananas, coconuts, and grapes,
I like bananas, coconuts, and grapes,
That's why they call me "Tarzan of the Apes."



First 3 lines get progressively softer, and the last line gets progressively louder each time it is sung.



Scout Law

A Scout is trustworthy, loyal, helpful, friendly, courteous, kind, obedient, cheerful, thrifty, brave, clean, reverent.

Scout Oath

On my honor, I will do my best to do my duty to God and my country and to obey the Scout Law; to help other people at all times; to keep myself physically strong, mentally awake, and morally straight.

Upcoming Events

- Dec 16** Wreaths Across America, optional 10:00 am at Houston Cemetery
- Dec 20** Pack Meeting (bring donation of first aid supplies)
- Jan 10** Den Meeting
- TBD** Outing
- Feb 7** Den Meeting
- Feb 24** Pinewood Derby
- Feb 28** Pack Meeting
- Mar 7** Den Meeting

Pack 72

facebook.com/pack72tomball
pack72tomball.scoutlander.com

Orion District

www.orion.shac.org
facebook.com/orionbsa

Sam Houston Area Council

www.shac.org
facebook.com/shac.bsa

Shoe Tying Ideas

Best tips for Tying Shoe Laces! www.yourkidsot.com/blog/best-tips-for-tying-shoe-laces

















Try attaching two pipe cleaners (different colors) to your shoes to teach shoelace tying. I first saw this idea on Pinterest and it really helps! The stiffness of the pipe cleaners means that if a "loop" is dropped then it doesn't automatically lose its shape. Having two different colors helps to separate out what the left side is doing compared with the right side, breaking down the task into smaller steps. For example, You can say ... make a loop with the yellow pipe cleaner and pinch the bottom of the loop. Take the green pipe cleaner and wrap it around the yellow loop. etc.











Remember to look out for other opportunities to practice tying a bow with your kids! Wrapping presents, ribbon in hair, ties on tracksuit pants, tying a ribbon on a doll or teddy, tying a lead to toy dog, etc. Make the most of everyday opportunities.

Shoe Tying Techniques

There are generally two techniques used to tie shoe laces. The single loop and the double loop methods. Therapy Fun Zone describes these two methods with excellent step by step pictures to guide your child. She even introduces a third method! <https://therapyfunzone.net/blog/shoe-tying-methods/>

ShoeTying One loop method		ShoeTying Two loop method	
	1 Make a cross with the laces		1 Make a cross with the laces
	2 Take the top lace under the cross and through the hole		2 Take the top lace under the cross and through the hole
	3 Pull them tight		3 Pull them tight
	4 Make a loop in one lace		4 Make a loop in both laces
	5 Wrap the other lace around the loop		5 Cross the two loops
	6 push some lace through the hole that is made at the bottom to make a second loop		6 push the top loop through the hole made by the crossed loops
	7 Grab the loop as you push it through the hole		7 Grab the loop as you push it through the hole
	8 Pull the two loops tight		8 Pull the two loops tight
therapy fun zone		therapy fun zone	

ShoeTying Push and Tie (PAT) method			
	1 Make a cross with the laces		2 Take the top lace under the cross and through the hole
	3 Pull them tight		4 Make another knot just like steps 1&2
	5 Push the end of the lace back through the knot where it came out		6 Push the other lace back through the knot. Leave a bow.
	7 Pull the laces through the knot to make the loops		8 Pull the two loops tight
therapy fun zone			

Lion Bags

Bags can be made with glue, hot glue guns, fabric paint, felt.



www.pinterest.com/pin/133208101451084579

<https://i.pinimg.com/236x/b9/c2/7c/b9c27c456a7e34964126414b64147e59.jpg>