Cub Scout Den Meeting Outline

Month: **December** Week: **2**

Point of the Scout Law: **Reverent**

	Tiger	Wolf	Bear	Webelos	Arrow of Light
Before the Meeting	Gather materials for gathering and other activities, games and have home assignments (if any) ready.	Gather materials for gathering and other activities, games and have home assignments (if any) ready.	Gather materials for gathering and other activities, games and have home assignments (if any) ready.	Gather materials for gathering and other activities, games and have home assignments (if any) ready.	Gather materials for gathering and other activities, games and have home assignments (if any) ready.
Gathering	Fun December Word Search				
Opening	Season of Lights Opening				
Activities/Project	All of Our Friends				
Activities/Project	3-D Snowflakes				
Business items/Take home	Cyber Chip	Cyber Chip	Cyber Chip	Cyber Chip	Cyber Chip
Closing	Snowflake Closing				
After the meeting					

Materials:

Gathering: copies of word search, pencils

Opening: flag

Project/Activity: copies of All of Our Friends Chart, pencils

Project/Activity: paper, scissors, clear tape, stapler/staples, yarn, crayons/markers

Closing: none

Home assignments: See home assignment sheets

Advancement:

Tiger - Team Tiger 4, appropriate Cyber Chip exercises

Wolf – appropriate Cyber Chip exercises

Bear – appropriate Cyber Chip exercises

Webelos – appropriate Cyber Chip exercises

Arrow of Light – appropriate Cyber Chip exercises

Fun December Word Search

G	N	H	Y	M	B	S	Y	F	V	D	W	A	D	D	X	S	R
L	L	A	Y	N	M	X	B	A	U	T	E	H	D	G	D	R	F
F	A	N	T	A	S	T	I	C	D	N	J	C	D	V	B	K	C
Y	I	U	N	E	H	J	X	S	G	I	B	W	E	Z	E	Q	K
P	S	K	N	A	H	T	A	O	B	H	L	A	P	M	P	N	S
P	U	K	L	F	A	M	I	L	Y	P	A	O	P	E	B	O	T
A	M	A	M	Z	T	R	B	R	W	Z	Q	V	H	H	L	E	I
H	U	H	A	S	T	B	S	Y	S	B	Z	L	N	S	T	A	R
H	S	E	I	R	O	M	E	M	D	R	O	C	T	R	A	G	E
B	R	R	P	D	M	Q	C	U	N	K	L	I	A	Z	W	C	O
Y	H	U	L	P	S	X	H	A	E	Y	C	V	N	A	I	M	U
C	Y	N	B	E	J	P	P	Z	I	E	E	A	J	K	N	W	F
N	N	Y	L	Y	W	G	B	C	R	L	W	S	C	N	T	J	D
O	Y	U	C	Z	V	W	J	L	F	K	F	U	T	Q	E	O	A
Z	Y	C	O	L	D	G	N	K	L	H	M	G	W	F	R	O	D
G	I	D	X	P	O	Q	W	O	F	J	W	K	S	B	I	M	Q
U	P	W	O	B	E	J	S	Y	O	L	D	V	Q	D	J	G	K
J	M	X	L	U	F	A	J	H	X	Q	V	I	C	O	S	B	A

Find the following words:

Advent
Christmas
Cold
December
Family
Fantastic
Friends
Fun
Gifts
Hanukkah
Happy
Holiday
Kwanzaa
Memories
Solstice
Thanks
Travel
Winter
Yule

Fun December Word Search

G N H Y M B S Y F V D W A D D X S R
L L A Y N M X B A U T E H D G D R F
F A N T A S T I C D N J C D V B K C
Y I U N E H J X S G I B W E Z E Q K
P S K N A H T A O B H L A P M P N S
P U K L F A M I L Y P A O P E B O T
A M A M Z T R B R W Z Q V H H L E I
H U H A S T B S Y S B Z L N S T A R
H S E I R O M E M D R O C T R A G E
B R R P D M Q C U N K L I A Z W C O
Y H U L P S X H A E Y C V N A I M U
C Y N B E J P P Z I E E A J K N W F
N N Y L Y W G B C R L W S C N T J D
O Y U C Z V W J L F K F U T Q E O A
Z Y C O L D G N K L H M G W F R O D
G I D X P O Q W O F J W K S B I M Q
U P W O B E J S Y O L D V Q D J G K
J M X L U F A J H X Q V I C O S B A

Find the following words:

Advent
Christmas
Cold
December
Family
Fantastic
Friends
Fun
Gifts
Hanukkah
Happy
Holiday
Kwanzaa
Memories
Solstice
Thanks
Travel
Winter
Yule

Season of Lights Opening

Cubmaster:
This is the season of lights. It is a time when the days are shorter and the nights are longer and sometimes cold. But, somehow, things seem brighter. Shopping centers are bright with holiday lights. Many homes have lights to light the way for the Christ Child. Others have candles burning to commemorate the miracle of the oils of Hanukkah. Even the stars in the winter sky seem brighter.

The most brilliant light comes from the Cub Scouts as they live the Cub Scout Promise and Law of the Pack.

Let us all stand and say the Pledge of Allegiance, the Scout Oath and the Scout Law.

All of Our Friends

Materials:
Pencils
copies of “All of Our Friends Chart”

Instructions:
1. Distribute a copy of the “All of Our Friends Chart” to each Cub Scout along with a pencil.

2. Explain that Cub Scouts will find 5 Cub Scouts and write their names in the left column (under “Name”).

3. They will talk to the Cub Scout and find out about their hair color (and write it on the same line, but the 2nd column), their eye color (and write it on the same line, but the 3rd column), and their favorite food (and write it on the same line, but the 4th column).

4. Give the Cub Scouts a certain amount of time to complete the task of talking and finding out this information (10-15 minutes).

5. Lead the following discussion and ask the following questions:
Did everyone you talk to have the same hair color as you? Eye color as you? Does everyone have the same favorite food? [Have some of them share what things they learned from each other.]

There are probably lots of other questions you could have also asked – like what’s their favorite color or favorite game or favorite show on TV. We would learn more about how are friends are different, but that’s OK. We can still learn to work together and play together even if we are not all the same.

All of Our Friends

Name	Hair Color	Eye Color	Favorite Food

3-D Snowflakes

Materials:

3 sheets of copy paper for each Cub Scout
Scissors
Tape (clear tape is best)
Stapler and staples
Small piece of yarn for hanging (6 – 8 inches long)

Directions:

1. Cut each of the 3 sheets of paper in half the short way, leaving 6 half sheets of paper.
2. Fold each of the 6 sheets of paper diagonally into a triangle, cutting off the extra paper at the bottom – leaving a perfect triangle.
3. With scissors, cut into the triangle 6 times like the figure here – Making cuts on the gray lines.

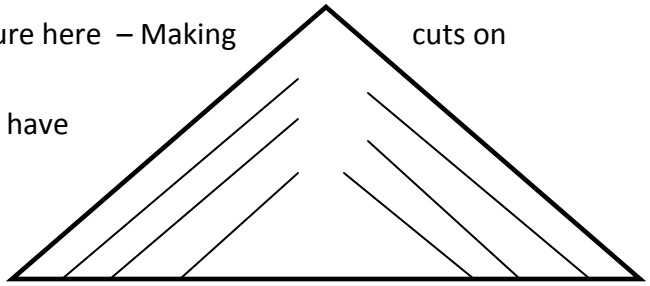

4. Make cuts in step 3 in each of the 6 triangles that you have folded.

5. Unfold one of the triangles. Turn it so that one of the points of the square faces you.
6. Roll the first two innermost paper lines together to form a tube. Tape these two pieces together.



7. Turn the square over to the other side. Take the next two paper lines and put them together on the opposite side of the tube and tape together as before. This will be a more rounded shape and wider than the first tube.



8. Keep turning the paper and taping the paper lines together on opposite side in the same fashion until all paper lines have been taped together.



9. Tape all six triangles so that they look like the picture above.
10. Join 3 of the completed rolled triangles together at one end and then staple them together using the other hand. Connect the other 3 pieces the same way. Now you will have 2 pieces 3 triangles each.

11. Staple the two pieces together and then staple wherever the arms meet to help hold it together. If you would like you can staple a piece of yarn to the snowflake so that you can hang it.

Snowflake Closing

Materials:
None

Cubmaster or den leader:

The snowflakes we made today all had the same pattern and instructions. We cut and we used tape and staples, but in the end none of our snowflakes were identical. This is just like real snowflakes that fall from the sky – none of them are alike.

We have been reminded today that just like snowflakes - we are all different. We have different likes, we are different in how tall or short we are; we have different colors of hair and eyes. We even have different favorite foods. What else is different about us?

As we leave today, let's remember that it's OK for us to be different – as long as we all do our best.

Name _____

December Week 2

Home Assignment – all ranks

____ Earn the Cyber Chip Award* for your age by following the appropriate link (for your grade) at http://www.scouting.org/cyberchip.aspx.

*If your family does not have Internet access at home AND you do not have ready Internet access at school or another public place or via a mobile device, the Cyber Chip portion of this requirement may be waived by your parent or guardian.

_____

Akela's OK Date

Return this paper to Cub Scout meeting after you have completed the assignment.

Name _____

December Week 2

Home Assignment – all ranks

____ Earn the Cyber Chip Award* for your age by following the appropriate link (for your grade) at http://www.scouting.org/cyberchip.aspx.

*If your family does not have Internet access at home AND you do not have ready Internet access at school or another public place or via a mobile device, the Cyber Chip portion of this requirement may be waived by your parent or guardian.

_____

Akela's OK Date

Return this paper to Cub Scout meeting after you have completed the assignment.

Name _____

December Week 2

Home Assignment – all ranks

____ Earn the Cyber Chip Award* for your age by following the appropriate link (for your grade) at http://www.scouting.org/cyberchip.aspx.

*If your family does not have Internet access at home AND you do not have ready Internet access at school or another public place or via a mobile device, the Cyber Chip portion of this requirement may be waived by your parent or guardian.

_____

Akela's OK Date

Return this paper to Cub Scout meeting after you have completed the assignment.

Name _____

December Week 2

Home Assignment – all ranks

____ Earn the Cyber Chip Award* for your age by following the appropriate link (for your grade) at http://www.scouting.org/cyberchip.aspx.

*If your family does not have Internet access at home AND you do not have ready Internet access at school or another public place or via a mobile device, the Cyber Chip portion of this requirement may be waived by your parent or guardian.

_____

Akela's OK Date

Return this paper to Cub Scout meeting after you have completed the assignment.