

Cub Scout Den Meeting Outline

Month: **December**

Week: **2**

Point of the Scout Law: **Courteous**

	Tiger	Wolf	Bear	Webelos	Arrow of Light
Before the Meeting	Gather materials for gathering and other activities, games and have home assignments (if any) ready.	Gather materials for gathering and other activities, games and have home assignments (if any) ready.	Gather materials for gathering and other activities, games and have home assignments (if any) ready.	Gather materials for gathering and other activities, games and have home assignments (if any) ready.	Gather materials for gathering and other activities, games and have home assignments (if any) ready.
Gathering	Hidden Pictures: Trim the Tree				
Opening	Season of Lights Opening				
Game	Holiday Balloon Relay				
Activity	Star of David				
Business items/Take home	None	None	None	None	None
Closing	I Can Be Courteous Closing				
After the meeting					

Materials:

Gathering: copies of Hidden Pictures, pencils

Opening: flag

Game: balloons, rulers, masking tape

Activities: flexible drinking straws, string, ribbon

Closing: none

Home assignments: None

Advancement:

Tiger – None

Wolf – Running with the Pack 4

Bear – None

Webelos - None

Arrow of Light – None

Trim the Tree

Lily, Jared, and Kate are helping to decorate their local senior center's tree. Help them find these hidden objects that are out of place among the festive decorations.



Illustrated by Sally Springer

-  baseball bat
-  comb
-  nail
-  spoon
-  hockey stick
-  mug
-  book
-  envelope
-  ring
-  slice of cake
-  bowl
-  pencil




mitten



banana



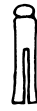
hairbrush



sailboat



musical note



clothespin



high-heeled shoe



flag

Season of Lights Opening

Cubmaster:

This is the season of lights. It is a time when the days are shorter and the nights are longer and sometimes cold. But, somehow, things seem brighter. Shopping centers are bright with holiday lights. Many homes have lights to light the way for the Christ Child. Others have candles burning to commemorate the miracle of the oils of Hanukkah. Even the stars in the winter sky seem brighter.

The most brilliant light comes from the Cub Scouts as they live the Cub Scout Promise and Law of the Pack.

Let us all stand and say the Pledge of Allegiance, the Scout Oath and the Scout Law.




Holiday Balloon Relay

Materials:

2 inflated balloons that are 2 different colors (red and green, blue and silver, etc)

Rulers – 1 for each of the two teams

Masking tape – for marking the starting line



Directions

1. Divide Cub Scouts into two teams.
2. The two teams line up at one end of the room. One team receives a green balloon while the other receives a red balloon. Or the colors could be blue and silver. The color does not matter – only that they are different colors. Each team also gets a ruler.
3. Using only one hand, the first player in each team must bat the balloon to the other end of the room, around a chair and back to the starting line.
4. Players continue the relay until one team finishes.

Star of David

Materials

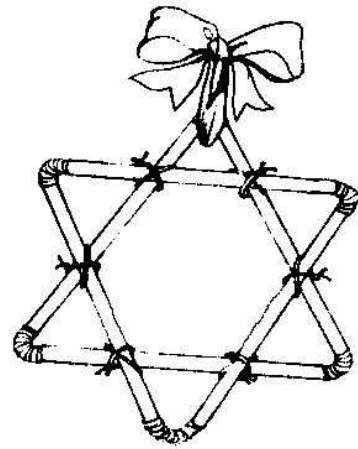
Flexible drinking straws (six per star)

6 pieces of string each 6" long

String, yarn or ribbon for the hanger on top

Instructions:

1. Fold and insert the shorter end of the straw into the longer section.
2. Connect two sets of three straws this way, creating two triangles.
3. Place one triangle over the other and tie at each intersection with a square knot, creating the six-pointed Star of David.
4. Attach a yarn or ribbon hanger at the top.



I Can Be Courteous Closing

Materials:

None

Cubmaster or Den Leader:

I am only one person, so I can't change everything in this world. But I am one person, and I can change some things. I can change me and how I behave.

I can be courteous to other people and to all living things around me.

